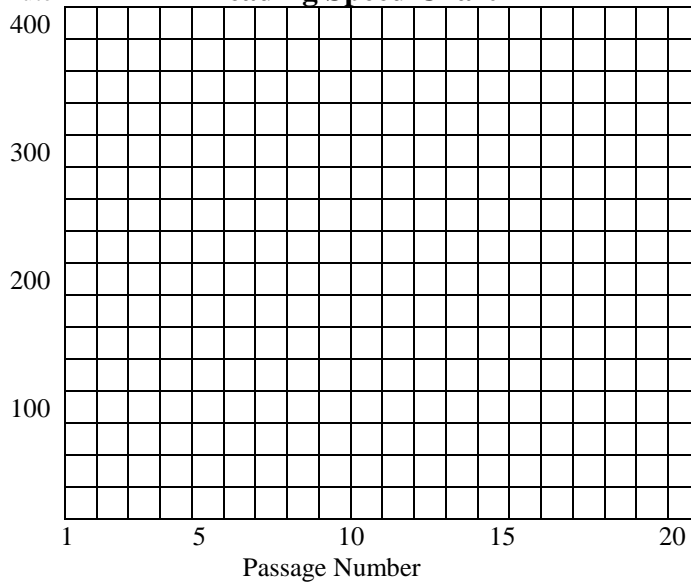


# Reading Speed and Comprehension Charts

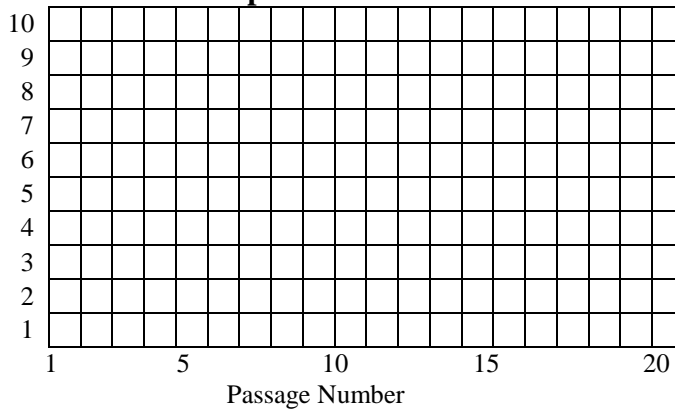
Words  
per Minute

### Reading Speed Chart



Total Correct

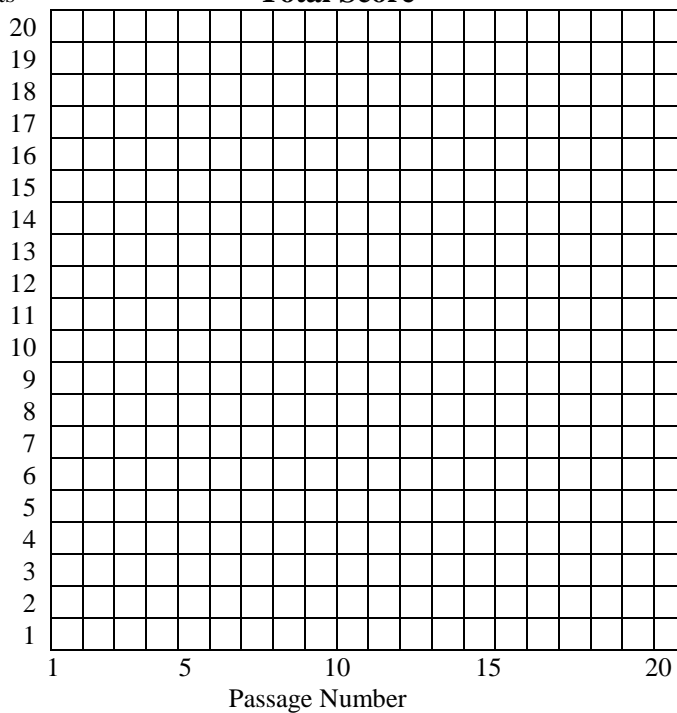
### Comprehension Chart



} You are reading  
} too slowly.  
}  
} Try to go  
} faster.  
}  
} Your comprehension  
} is too low. Do not read  
} too slowly, but try to  
} understand more.

Points

### Total Score



## **Conversion Table**

CHANGE YOUR TIME INTO WORDS PER MINUTE

You will have to read quickly in order to get a good score on the tests. As you can see, to get a high score, you have to read faster with each test:

### **Points for speed-reading on tests**

<b>MIN</b>	<b>SEC</b>	<b>wpm</b>	<b>Test 1</b>	<b>Test 2</b>
1	00	550	10	10
1	10	471	10	10
1	20	414	10	10
1	30	367	10	10
1	40	330	10	10
1	50	300	10	10
2	00	275	10	10
2	10	254	10	10
2	20	236	10	9
2	30	220	10	8
2	40	206	9	7
2	50	194	8	6
3	00	183	7	5
3	10	174	6	4
3	20	165	5	3
3	30	157	4	3
3	40	150	3	2
3	50	144	3	2
4	00	138	2	1
4	10	132	2	1
4	20	127	1	0
4	30	122	1	0
4	40	118	0	0
4	50	114	0	0
5	00	110	0	0
5	10	106	0	0
5	20	103	0	0
5	30	100	0	0
5	40	97	0	0
5	50	94	0	0
6	00	92	0	0
6	10	89	0	0
6	20	87	0	0
6	30	85	0	0
6	40	82	0	0
6	50	81	0	0